


QUADRA



PRATICITA' nel DNA

check-out counters
design evolution

concept BY **INTRAC**[®]
DESIGN & DISPLAY

QUADRA

BY **INTRAC**
DESIGN & DISPLAY



QUADRA

Chi siamo

INTRAC SPA ha la propria sede a Rovigo. Lo stabilimento di produzione, realizzato secondo i più moderni concetti produttivi, si espande su un'area di oltre 100.000 mq. di cui 40.000 coperti. Il core business dell'azienda sono le scaffalature ed i banchi cassa. INTRAC SPA elabora inoltre progetti d'arredamento per la piccola, media e grande distribuzione. La tecnologia utilizzata permette di realizzare in poco tempo una vasta gamma di prodotti di elevata qualità. Le scaffalature, colaminate o verniciate, sono prodotte con altissimi standard qualitativi, grazie a linee di produzione a controllo numerico e di verniciatura modernissime, unite a sofisticate macchine automatiche.

About us

INTRAC SPA is located in Rovigo. The production plant, built according to the most modern productive concepts, extends over an area of more than 100,000 sq.mt., with buildings occupying 40,000 sq.mt. The company's main line of business is shelving and check-out modules. INTRAC SPA also develops projects for the furnishing of small, medium and large grocery stores. The technology used enables the company to realise a vast range of high-quality products in a short space of time. Co-laminated or painted shelving is produced to very high quality standards, thanks to production lines with numerical control and modern painting systems, together with sophisticated automatic machines.

Wir über uns

INTRAC SPA hat ihren Firmensitz in Rovigo. Das nach den modernsten Produktionskonzepten realisierte Werk befindet sich auf einem Werksgelände über 100.000 m² und davon sind 40.000 m² überdacht. Die Hauptprodukte des Unternehmens sind Regale und Kassensmöbel. INTRAC SPA erarbeitet ferner Einrichtungspläne für den kleinen, mittleren und großen Vertrieb. Die eingesetzte Technologie ermöglicht es, in kürzester Zeit eine große Produktreihe höchster Qualität zu produzieren. Dank der Produktionslinien mit numerischer Kontrolle und modernsten Lackierungssystemen sowie der automatischen High-Tech-Maschinen werden die kunststoffbeschichteten bzw. lackierten Regale mit höchstem qualitativen Standard hergestellt.



Take **Intrac** into your **service**
We support your ideas

4

Qui sommes-nous

INTRAC SPA a son propre siège à Rovigo. Son établissement de production, conçu selon les concepts de production les plus modernes, s'étend sur une surface de plus de 100 000 m² dont 40 000 couverts. Les rayonnages et les meubles caisse de sortie sont le cœur du business de l'entreprise. En outre, INTRAC SPA élabore des projets d'ameublement pour la petite, la moyenne et la grande distribution. La technologie utilisée permet de réaliser en peu de temps une gamme très large de produits de haute qualité. Les rayonnages, co-laminé ou laqués, sont produits selon des standards de très haute qualité grâce à des lignes de production à commande numérique et des lignes de vernissage ultramodernes avec des machines automatiques très sophistiquées.

Quiénes somos

INTRAC SPA tiene su sede en Rovigo. El establecimiento de producción, realizado según los más modernos conceptos productivos, se expande en un área de más de 100.000 m² de los cuales 40.000 cubiertos. La actividad principal de la empresa son las estanterías y los muebles de caja. Además, INTRAC SPA elabora proyectos de amueblado para la pequeña, media y grande distribución. La tecnología utilizada permite realizar en poco tiempo una amplia gama de productos de calidad elevada. Las estanterías, co-laminada o pintadas, se producen con un estándar de calidad elevado gracias a líneas de producción con control numérico y de pintura modernísimas, unidas a sofisticadas máquinas automáticas.

О компании

Головное предприятие компании INTRAC SPA расположено в г. Rovigo. Производственные цеха, оснащенные самым современным оборудованием, занимают площадь более 100 000 кв.м. (из них 40 000 кв.м под крытые помещения). Специализация компании – производство стеллажного оборудования и кассовых боксов. Кроме того, специалисты компании разрабатывают проекты оснащения сетевых объектов различной площади. Применяемые технологии позволяют в кратчайшие сроки произвести широкий модельный ряд оборудования высокого качества. Стеллажное оборудование (пластифицированное и окрашенное) производится в соответствии с самыми высокими мировыми стандартами на автоматизированных конвейерных линиях с ЧПУ. Для окраски оборудования используются современные покрасочные камеры с автоматическим управлением.



Le attività interne sono programmate e coordinate seguendo un concetto di estrema flessibilità; l'organizzazione è stata infatti pensata per rispondere nel modo più rapido alla domanda proveniente dal mercato.

Les activités intérieures sont programmées et coordonnées en suivant un concept de souplesse extrême. L'organisation a en effet été conçue pour répondre le plus rapidement possible à la demande provenant du marché.



The internal activities are planned and coordinated according to a concept of extreme flexibility; the organization has in fact been conceived in order to supply the most rapid response to market demands.

Las actividades internas están programadas y coordinadas siguiendo un concepto de máxima flexibilidad; por eso, la organización se ha pensado para responder rápidamente a las exigencias del mercado.



Die betriebsinternen Tätigkeiten werden nach einem extrem flexiblen Konzept programmiert und koordiniert; die Organisation dient vor allem dazu, auf rasche Weise den Nachfragen des Marktes nachzukommen.

Гибкая административно-производственная деятельность компании построена и управляется таким образом, чтобы как можно более оперативно отвечать на требования рынка.



PRATICITA' nel DNA
PRACTICITY in our DNA

design essenziale
per un risultato
efficace

essential design
for an effective result




QUADRA

QUADRA è la nuova linea di banchi cassa proposta da INTRAC. Sintesi di praticità e funzionalità unite ad una linea estetica attualizzata.

Forme semplici ed essenziali completate da una vasta gamma di accessori e modelli utili a soddisfare qualsiasi esigenza di arredamento.

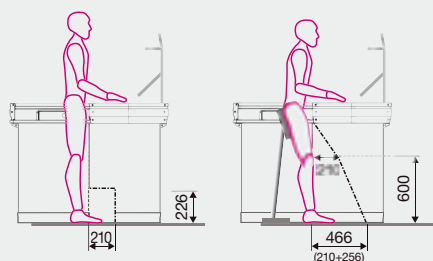


QUADRA is a new line of check-out counters proposed by INTRAC. Practicality, functionality and modern design aesthetic. Simple and essential shapes combined to a full range of models and accessories that satisfy any furniture requirements.



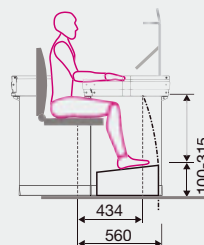
ERGONOMIA

ERGONOMICS



Sezione vano gambe per postura in piedi con e senza ausilio.

Section view of the legs compartment; standing posture with or without aid.

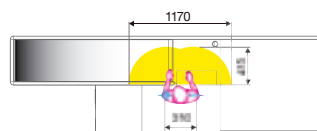
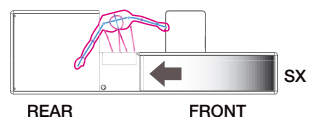
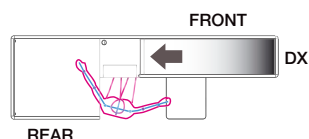
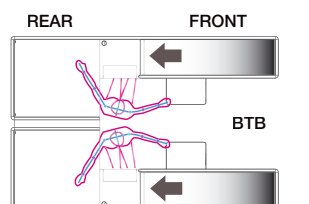


Sezione vano gambe per posizione seduta.

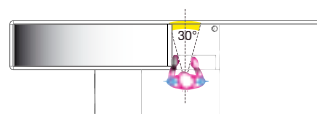
Section view of the legs compartment: sitting posture.

zone di lavoro, campo visivo, versioni e altezza

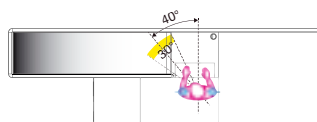
work areas, field of vision, versions and height



Spazio di prensione massima.
Maximum grasping area.



Campo visivo preferenziale in orizzontale.
Preferential horizontal field of vision.



Campo visivo massima orizzontale.
Maximum horizontal field of vision.



Altezza (H)
Height (H)




CARATTERISTICHE TECNICHE

TECHNICAL FEATURES

Piano di lavoro/scanner in acciaio inox rigidizzato (cassetto elettronico porta-monete opzionale)

Central Scanner module in stiffened steel (optional cash-drawer)



Quadro elettronico di comando Basic alloggiato in posizione ergonomica

Electronic Basic control panel ergonomically positioned



Modulo vasca posteriore inclinato in acciaio inox spazzolato realizzato con metodologie per preservare la pulizia dello stesso

Rear module with inclined basin in stiffened stainless steel manufactured in order to allow easy cleaning



Pannello in policarbonato illuminato a led per comunicazione personalizzata (opzionale)

Led lighting polycarbonate panel for personalized communication (optional)



Motore ad alta potenza di trascinamento con raffreddamento ad olio. Nastro in PVC a doppia tela con possibilità di personalizzazione con logo vulcanizzato

Motor with high belt drive power and oil cooling. PVC double conveyor belt can be personalized with a vulcanized logo



QUADRA

BY INTRAC
DESIGN & DISPLAY

DESCRIZIONE TECNICA TECHNICAL DESCRIPTION

Struttura superiore in alluminio anodizzato e acciaio verniciato Ral 9005, completa di angoli di raccordo in polipropilene (PP), protetta lateralmente e posteriormente da un profilo batticarello in PVC rigido nero.

Modulo centrale in acciaio AISI 430 spazzolato, configurazione base chiusa nelle dimensioni 350-550mm. Dimensioni 350mm con predisposizione solo scanner; dimensioni 550mm con predisposizione alloggiamento scanner e cassetto porta monete.

Modulo vasca inclinata posteriore realizzata in acciaio AISI 430 spazzolato. (Opzionale AISI 304 rigidizzato)

Struttura inferiore portante in acciaio di forma arrotondata verniciata di base in colore standard, carenatura frontale verniciata con colore da definire nella gamma colori, fissaggio mobile a pavimento tramite la predisposizione nelle gambe.

Piano registratore in legno nobilitato antigraffio nero con profilo perimetrale in ABS.

Quadro elettronico di comando di tipo Basic alloggiato in posizione ergonomica.

Predisposizione per passaggio cavi del POS.

Nastro antistatico con doppia tela nera in PVC/Poliestere mosso da un motore ad alta potenza di trascinamento con funzione partenza graduale (opzionale). Fotocellule a singolo sensore funzionalità merce.

Gamma di accessori completa e funzionale.

Upper supporting structure in anodized aluminum and steel painted in Ral 9005, complete with polypropylene connection corners and lateral and rear, black, rigid PVC bumpers profile.

Central module made of stiffened AISI 430 stainless steel, dimensions 350mm up to 550mm, arranged with closed panel. The dimension 350mm allows housing a scanner; the dimension 550mm allows housing a scanner and a cash drawer.

Rear module with inclined basin in stiffened stainless steel AISI 430, reinforced by wooden panel (Option AISI 304 stainless steel).

Lower rounded supporting structure in steel, painted in standard color, frontal trims painted in color to be defined, fixing to the floor inside the legs.

Cash-register shelf in black, scratch-proof melamine wood, protected by an external black ABS edge.

Basic electronic control panel ergonomically positioned.

Internal wiring predisposition for the POS system.

The anti-static conveyor belt in polyester double cloth is driven by a high power motor drum, soft start available as an option. Single photocell sensors.

Full range of accessories.

RAL 1016

RAL 5014

RAL 9006

RAL 2004

RAL 6002

RAL 9010

RAL 3003

RAL 6017

RAL 9005

RAL 3005

RAL 6019

RAL 3020

RAL 4003

RAL 7011

RAL 1018

RAL 5002

RAL 7016

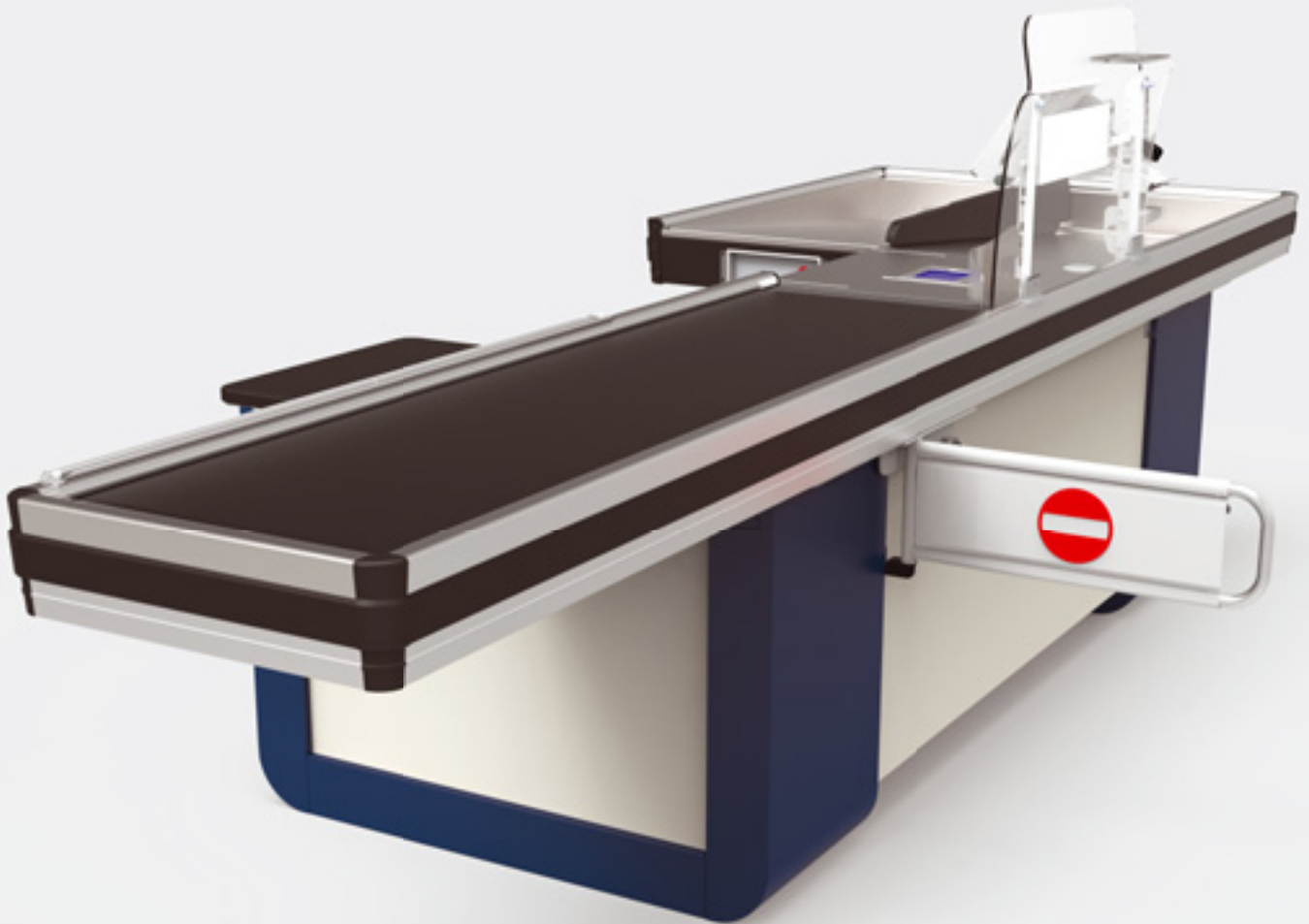
RAL 5010

proposte colori
color proposals

colori standard
standard colors

QUADRA

BY INTRAC
DESIGN & CESTIVA



ACCESSORI
ACCESSORIES





QUADRA



Fronte operatore

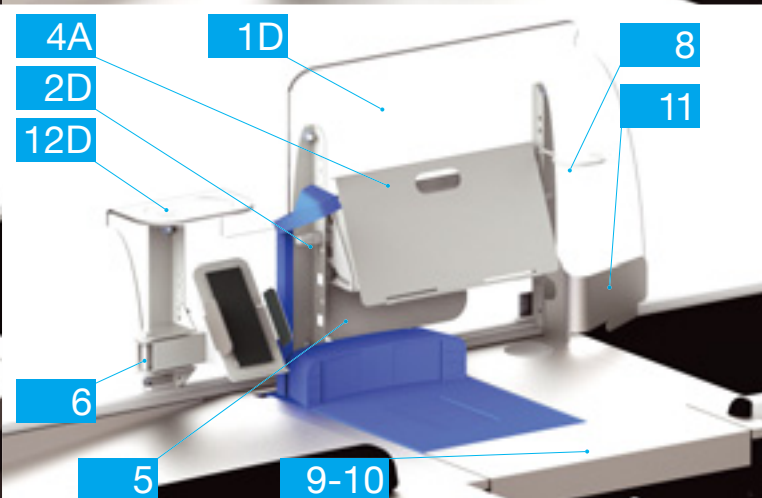
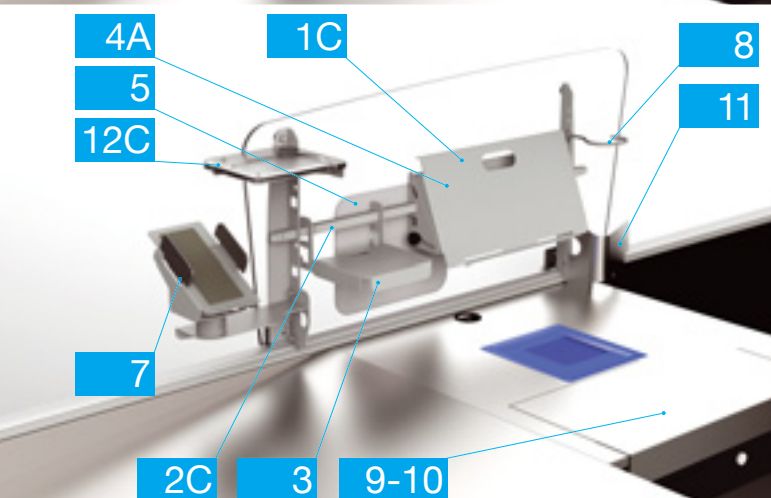
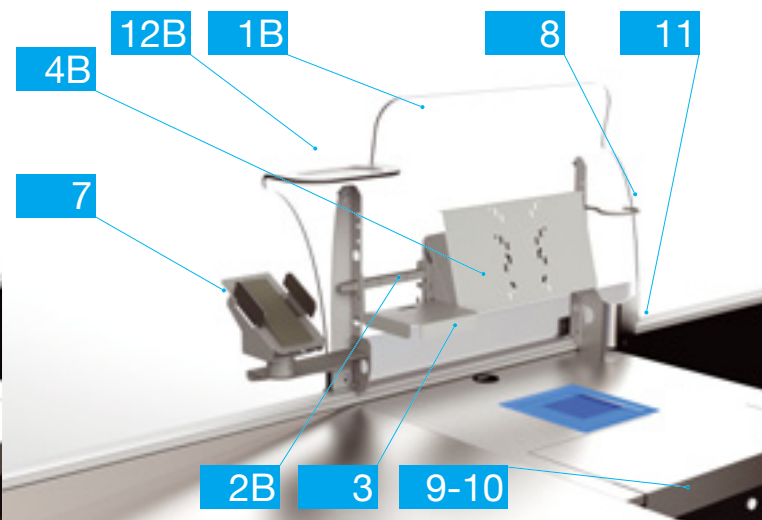
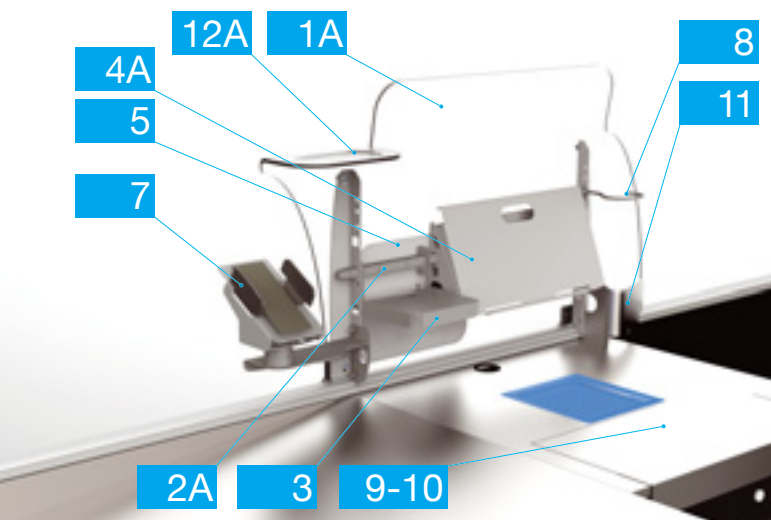
Front Cashier

- 1A. Protezione scanner Semi-ELIPSE
Semi-ELIPSE scanner protection set
- 1B. Protezione scanner Semi-ELIPSE + film opaco
Semi-ELIPSE scanner protection set with opaque film
- 1C. Protezione scanner "10G" - "10G" Scanner
protection set
- 1D. Protezione scanner 9800 - 9800 Scanner protection set
- 2A. Attacco tastiera - Porta oggetti per 1A
Connection for keyboard, object holder per 1A
- 2B. Attacco tastiera - Porta oggetti per 1B
Connection for keyboard, object holder per 1B
- 2C. Attacco tastiera - Porta oggetti per 1C
Connection for keyboard, object holder per 1C
- 2D. Attacco tastiera - Porta oggetti per 1D
Connection for keyboard, object holder per 1D
- 3. Supporto Porta Oggetti - Object Holder
- 4A. Porta tastiera L350 - Keyboard support L350
- 4B. Porta touch-screen L350 - Touch-screen support L350
- 5. Lente grandangolare - Wide-angle lens
- 6. Supporto rotante con braccio per PIN-PAD
Rotating support for PIN-PAD with arm
- 7. Supporto rotante per PIN-PAD
Rotating support for PIN-PAD
- 8. Gancio standard per pistola scanner
Scanner holding standard hook
- 9. Cassetto rendiresto 12/24/36V completo di inserto cassetto rendiresto
Cash drawer 12/24/36V with cash insert unit
- 10. Inserto cassetto rendiresto - Cash insert unit
- 11. Deviamerze - Grocery deviator
- 12A. Tasca rendiresto in plexi per 1A (compreso in 1A)
Plexi money tray for 1A (included in 1A accessory)
- 12B. Tasca rendiresto in plexi per 1B (compreso in 1B)
Plexi money tray for 1B (included in 1B accessory)
- 12C. Tasca rendiresto in plexi per 1C
Plexi money tray for 1C
- 12D. Tasca rendiresto in plexi per 1D (compreso in 1D)
Plexi money tray for 1D (included in 1D accessory)

12

ACCESSORI

ACCESSORIES



Funzionalità mobile cassa


Function enhancement accessories

- 20A. Prese Ausiliarie 2 SCHUKO - Auxiliary socket
2 SCHUKO
- 20B. Prese Ausiliarie 4 SCHUKO - Auxiliary socket
4 SCHUKO
- 21. Canale portacavi-portaprese aggiuntivo
Additional socket and cable support
- 22. Raccoglibriciole con spazzola
Crumb collector with brush
- 23A. Piano CPU-servizio fisso anteriore
Front CPU-service fixed shelf
- 23B. Piano CPU-servizio fisso posteriore
Rear CPU-service fixed shelf
- 24A. Piano CPU-servizio scorrevole anteriore
Front CPU-service sliding shelf
- 24B. Piano CPU-servizio scorrevole posteriore
Rear CPU-service sliding shelf
- 25. Fissaggio a pavimento
Fastening to the ground assembly
- 26. Sedia cassa con schienale e seduta regolabile
Check out chair with back and adjustable sitting
- 27. Pedana regolabile + Alloggiamento pedali
Adjustable footboard with pedal housing
- 28. Cassetto servizio sottovasca - Under basin drawer
- 29. Cassetto servizio sottopiano - Under shelf drawer
- 34. Base interna pavimento gamba
Internal base leg
- 35. Copertura longitudinale a pavimento
Longitudinal coverage up to the floor

ACCESSORI

ACCESSORIES



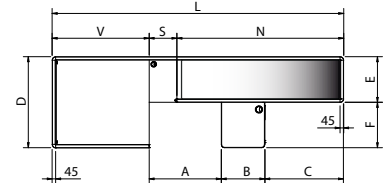
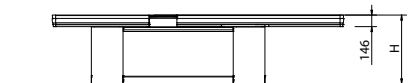


MODELLO

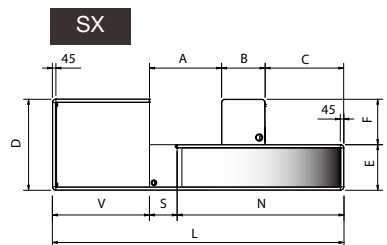
MODEL

NSV - NSV BtB

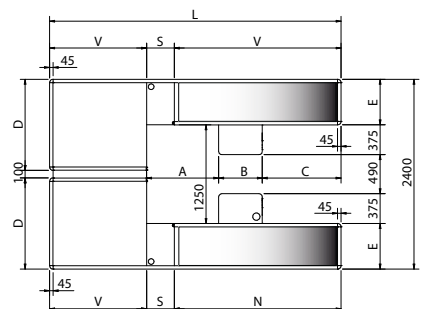
Modello Model	L (mm)	N (mm)	S (mm)	V (mm)	A (mm)	B (mm)	C (mm)	D (mm)	E (mm)	F (mm)	H (mm)
NSV 188	1880	905	350	625	805	405	45	1150	575	575	870
NSV 208	2080	905	350	825	805	405	45	1150	575	575	870
NSV 228	2280	1105	350	825	810	550	95	1150	575	575	870
NSV 248	2480	1305	350	825	810	550	295	1150	575	575	870
NSV 268	2680	1305	350	1025	810	550	295	1150	575	575	870
NSV 288	2880	1505	350	1025	810	550	495	1150	575	575	870
NSV 308	3080	1705	350	1025	810	550	695	1150	575	575	870
NSV 328	3280	1750	350	1225	860	550	645	1150	575	575	870
NSV 348	3480	1905	350	1225	860	550	845	1150	575	575	870
NSV 368	3680	2105	350	1225	860	550	1045	1150	575	575	870



DX



SX



BtB

ACCESSORI


ACCESSORIES

1A
1B
1C
1D
2A
2B
2C
2D
3
4A
4B
4C
5
6
7
8
9
10
11
12A
12B
12C
12D

20A
20B
21
22
23A
23B
24A
24B
25
26
27
28
29
34
35

40A
40B
41A
41B
41C
41D
41E
41F 75
41F 150
42
43A
43B
43C
43D
44
45
46
47
48A
48B
48C
48D
49A
49B
50
51A
51B
52
53

da 268 a 368
da 308 a 368
da 308 a 368
da 348 a 368
da 288 a 368
da 288 a 368
da 288 a 368
da 228 a 368
da 248 a 368
da 248 a 368

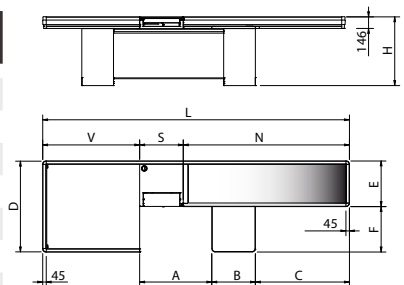


MODELLO

MODEL

NSCV - NSCV BtB

Modello Model	L (mm)	N (mm)	S (mm)	V (mm)	A (mm)	B (mm)	C (mm)	D (mm)	E (mm)	F (mm)	H (mm)
NSCV 208	2080	905	550	625	810	550	95	1150	575	575	870
NSCV 228	2280	905	550	825	810	550	95	1150	575	575	870
NSCV 248	2480	1105	550	825	810	550	295	1150	575	575	870
NSCV 268	2680	1305	550	825	810	550	495	1150	575	575	870
NSCV 288	2880	1305	550	1025	810	550	495	1150	575	575	870
NSCV 308	3080	1505	550	1025	810	550	695	1150	575	575	870
NSCV 328	3280	1505	550	1225	910	550	595	1150	575	575	870
NSCV 348	3480	1705	550	1225	910	550	795	1150	575	575	870
NSCV 368	3680	1905	550	1225	910	550	995	1150	575	575	870



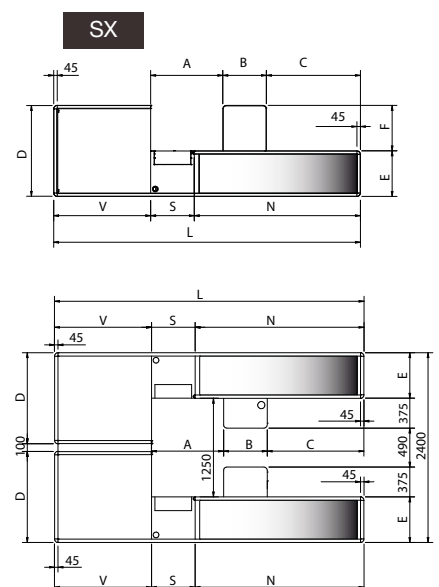
DX

ACCESSORI


ACCESSORIES

1A	20A
1B	20B
1C	21
1D	22
2A	23A
2B	23B
2C	24A
2D	24B
3	25
4A	26
4B	27
4C	28
5	29
6	34
7	35
8	
9	
10	
11	
12A	
12B	
12C	
12D	

40A
40B
41A
41B
41C
41D
41E
41F 75
41F 150
42
43A
43B
43C
43D
44
45
46
47
48A
48B
48C
48D
49A
49B
50
51A
51B
52
53



BtB



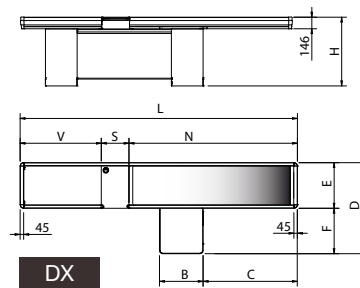
MODELLO

MODEL

NSVD

16

Modello Model	L (mm)	N (mm)	S (mm)	V (mm)	A (mm)	B (mm)	C (mm)	D (mm)	E (mm)	F (mm)	H (mm)
NSVD 168	1680	705	350	625		405	45	1150	575	575	870
NSVD 188	1880	905	350	625		550	120	1150	575	575	870
NSVD 208	2080	905	350	825		550	185	1150	575	575	870
NSVD 228	2280	1105	350	825		550	305	1150	575	575	870
NSVD 248	2480	1305	350	825		550	425	1150	575	575	870
NSVD 268	2680	1305	350	1025		550	545	1150	575	575	870
NSVD 288	2880	1505	350	1025		550	575	1150	575	575	870



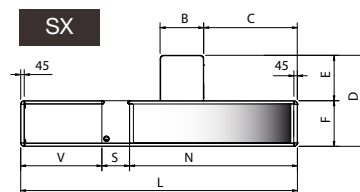
ACCESSORI

ACCESSORIES

1A
1B
1C
1D
2A
2B
2C
2D
3
4A
4B
4C
5
6
7
8
9
10
11
12A
12B
12C
12D

20A
20B
21
22
23A
23B
24A
24B
25
26
27
28
29
34
35

40A
40B
41A
41B
41C
41D
41E
41F 75
41F 150
42
43A
43B
43C
43D
44
45
46
47
48A
48B
48C
48D
49A
49B
50
51A
51B
52
53



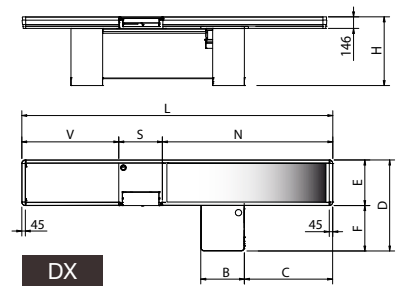


MODELLO

MODEL

NSCVD

Modello Model	L (mm)	N (mm)	S (mm)	V (mm)	A (mm)	B (mm)	C (mm)	D (mm)	E (mm)	F (mm)	H (mm)
NSCVD 188	1880	705	550	625		550	110	1150	575	575	870
NSCVD 208	2080	905	550	625		550	140	1150	575	575	870
NSCVD 228	2280	905	550	825		550	140	1150	575	575	870
NSCVD 248	2480	1105	550	825		550	340	1150	575	575	870
NSCVD 268	2680	1305	550	825		550	540	1150	575	575	870
NSCVD 288	2880	1305	550	1025		550	540	1150	575	575	870
NSCVD 308	3080	1505	550	1025		550	740	1150	575	575	870
NSCVD 328	3280	1505	550	1225		550	540	1150	575	575	870
NSCVD 348	3480	1705	550	1225		550	740	1150	575	575	870
NSCVD 368	3680	1905	550	1225		550	840	1150	575	575	870

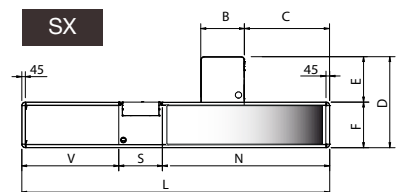


DX

ACCESSORI

ACCESSORIES

1A	20A	40A
1B	20B	40B
1C	21	41A
1D	22	41B
2A	23A	41C
2B	23B	41D
2C	24A	41E
2D	24B	41F 75
3	25	41F 150
4A	26	42
4B	27	43A
4C	28	43B
5	29	43C
6	34	43D
7	35	44
8		45 da 228 a 368
9		46
10		47
11		48A da 268 a 368
12A		48B da 268 a 368
12B		48C da 368 a 368
12C		48D da 268 a 368
12D		49A da 268 a 368
		49B da 268 a 368
		50
		51A
		51B da 208 a 368
		52 da 248 a 368
		53



SX



MODELLO

MODEL

TANDEM

Modello Model	L (mm)	N (mm)	S (mm)	V (mm)	A (mm)	B (mm)	C (mm)	D (mm)	E (mm)	F (mm)	H (mm)
TANDEM 313R	1880	705	550	625	800	405	45	1150	575	575	870
TANDEM 313L	1880	705	550	625	800	405	45	1150	575	575	870
TANDEM 353R	2080	905	550	625	800	550	100	1150	575	575	870
TANDEM 353L	2080	905	550	625	810	550	90	1150	575	575	870
TANDEM 373R	2280	905	550	825	810	550	90	1150	575	575	870
TANDEM 373L	2280	905	550	825	810	550	90	1150	575	575	870
TANDEM 413R	2480	1105	550	825	825	550	275	1150	575	575	870
TANDEM 413L	2480	1105	550	825	825	550	275	1150	575	575	870
TANDEM 453R	2680	1305	550	825	800	550	500	1150	575	575	870
TANDEM 453L	2680	1305	550	825	1050	550	250	1150	575	575	870
TANDEM 473R	2880	1305	550	1025	825	550	475	1150	575	575	870
TANDEM 473L	2880	1305	550	1025	825	550	475	1150	575	575	870
TANDEM 513R	3080	1505	550	1025	825	550	685	1150	575	575	870
TANDEM 513L	3080	1505	550	1025	1075	550	425	1150	575	575	870

18

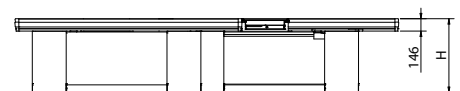
ACCESSORI

ACCESSORIES

1A	
1B	
1C	
1D	
2A	
2B	
2C	
2D	
3	
4A	
4B	
4C	
5	
6	
7	
8	
9	
10	
11	
12A	
12B	
12C	
12D	

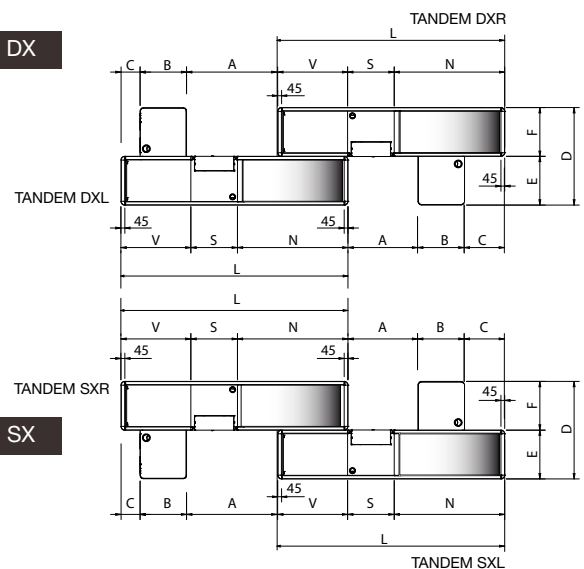
20A	
20B	
21	
22	
23A	
23B	
24A	DXL/SXR
24B	DXL/SXR
25	
26	
27	
28	DXL/SXR
29	
34	
35	

40A	DXR/SXL
40B	DXR/SXL
41A	
41B	
41C	
41D	
41E	
41F 75	
41F 150	
42	
43A	
43B	
43C	
43D	
44	
45	473 DXL/SXR
46	353 DXL/SXR
47	353 DXL/SXR
48A	513 DXR/SXL
48B	513 DXR/SXL
48C	
48D	da 453 a 513
49A	da 453 a 513
49B	da 453 a 513
50	
51A	353 DXR/SXL
51B	413 DXR/SXL
52	da 413 a 513
53	



DX

SX



QUADRA
BY INTRAC

QUADRA - S
FORZA E PRATICITA'
STRENGTH AND PRACTICITY

PROGETTI
PERSONALIZZATI
CUSTOMER PROJECT




19



QUADRA - P
MIX MATERICA / MATERIALS MIX

AVANCASSA FRONT CHECKOUT

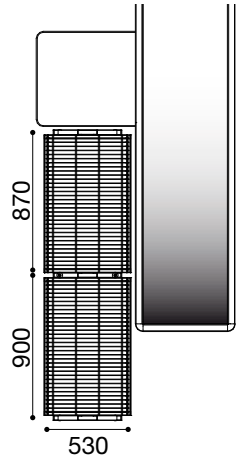
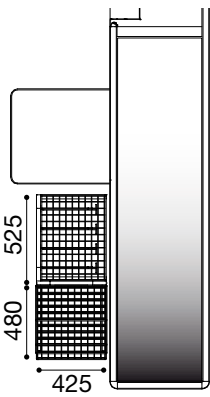
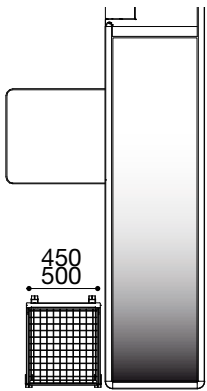

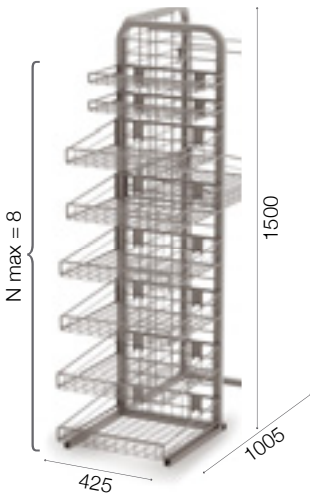



20

FM

FLF

LMD

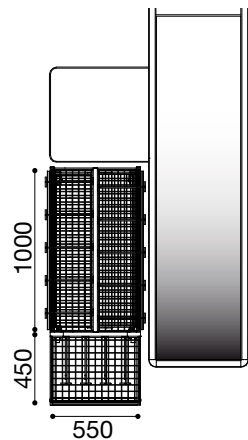
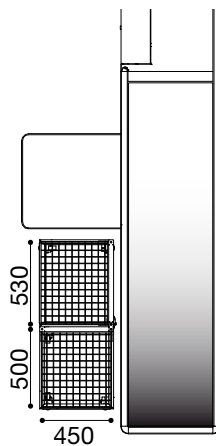
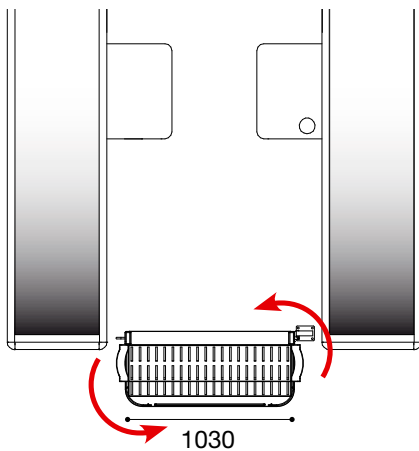
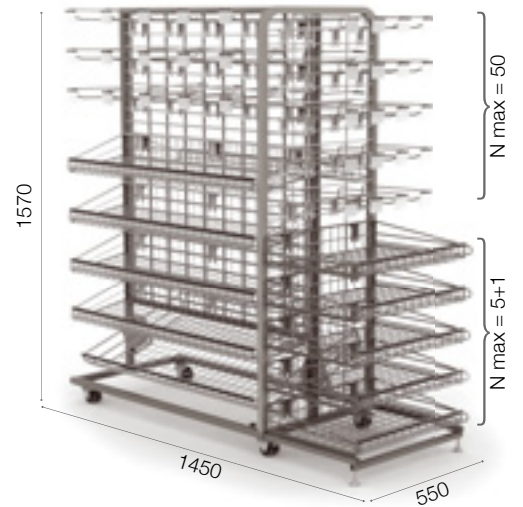

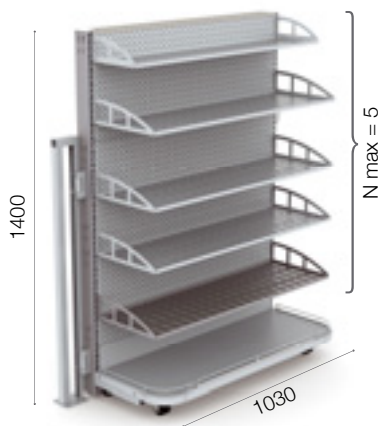




BTB-C

FLM

FLF-C



Accessori servizio cliente

Customer service accessories

ACCESSORI

ACCESSORIES

- 40A. Colonna passacavi 100x70mm - 100x70mm Cable column
- 40B. Colonna passacavi 2xø30mm - 2xø30mm Cable column
- 41A. Lampione numero cassa
Checkout open/closed lamp
- 41B. Segnalatore numero cassa a DERIVA
DAGGERBOARD checkout open / closed signal
- 41C. Segnalatore numero cassa a FIOCCO
FIOCCO checkout open/closed signal
- 41D. Segnalatore numero cassa OVALE
OVAL checkout open/closed signal
- 41E. Segnalatore numero cassa a VELA MULTICOLOR
VELA checkout open/closed signal MULTI-COLOR logo
- 41F. Segnalatore numero cassa a 23FLAG H75cm
23FLAG H75cm checkout open/closed signal
- 41F. Segnalatore numero cassa a 23FLAG H150cm
23FLAG H150cm checkout open/closed signal
- 42. Spartimerce in vasca - Grocery divider in the basin



40A

40B



41A



41B



41C



41D




41E



42



41F



41F

Accessori servizio cliente

Customer service accessories

- 43A.** Chiusura passaggio carrello H20-L60/100
Trolley blocking device H20-L60/100
- 43B.** Chiusura passaggio carrello QUADRA L60
Trolley blocking device QUADRA L60
- 43C.** Chiusura passaggio carrello QUADRA L60/100
Trolley blocking device QUADRA L60/100
- 43D.** Chiusura passaggio carrello a nastro
Trolley blocking device ribbon
- 44.** Etichetta uscita di sicurezza - *Emergency exit label*
- 45.** Portasacchetti posteriore 2 vani in filo
Rear 2 level wire bag holder
- 46.** Poggiasacchetti posteriore - *Rear bag rest*
- 47.** Poggia+porta sacchetti posteriore
Rear bag rest+holder
- 48A.** Portasacchetti sospeso anteriore laterale 2 livelli in filo - *2 Level suspended lateral front bag-holder*
- 48B.** Portasacchetti sospeso anteriore laterale 2 livelli ABS - *2 Level suspended lateral front plastic holder*
- 48C.** Portasacchetti anteriore laterale L800 a 3 livelli in filo su ruote
3 Level on wheel lateral front wire bag holder L800
- 48D.** Portasacchetti anteriore laterale L375 a 3 livelli in filo su ruote
3 Level on wheel lateral front wire bag holder L375
- 49A.** Portasacchetti anteriore frontale 2 livelli in filo
2 Level front wire bag holder
- 49B.** Portasacchetti anteriore frontale 2 livelli ABS
2 Level front plastic bag holder
- 50.** Poggiacesti anteriore - *Front basket rest*
- 51A.** Poggia+porta sacchetti anteriore 2 livelli in filo
2 level front wire bag rest+holder
- 51B.** Poggia+porta sacchetti anteriore 2 livelli ABS
2 level front plastic bag rest+holder
- 52.** Gancio portasacchetti anteriore - *Front bag holder hook*
- 53.** Assieme asta cliente successivo - *Next customer assembly*

23





QUADRA

PRATICITA' nel DNA



45100 ROVIGO - ITALY - Via A. Grandi, 24
Tel. +39 0425 363666 - Fax +39 0425 363600
www.intrac.it - info@intrac.it



L'INTRAC Spa, la cui politica è quella di un continuo perfezionamento, si riserva il diritto di apportare in qualunque momento modifiche ai dati contenuti in questa pubblicazione senza obbligo alcuno di avviso preventivo. • INTRAC Spa, in line with its policy of constant improvement, reserves the right to modify the data included in this catalogue at any time and without notice. • Die Firma INTRAC Spa, deren Politik eine stetige Verbesserung ihrer Produkte ist, behält sich das Recht vor, in irgendeinem Augenblick Inhaltsänderungen, ohne vorherige Benachrichtigungspflicht, in dem vorliegenden Katalog vorzunehmen. • INTRAC Spa, dont la politique est celle d'un perfectionnement continu, se réserve le droit d'apporter des modifications n'importe quand aux données contenues dans ce catalogue, sans aucune obligation de préavis de notre part. • A INTRAC Spa, cuja política de contínuo aperfeiçoamento, reserva-se o direito de alterar em qualquer momento, a modificação de dados contidos nesta publicação, sem obrigação alguma de pré aviso. • INTRAC Spa, según su política de continuo refinamiento, se reserva el derecho de modificar los datos incluidos en este catálogo en cualquier momento y sin previo aviso. • Фирма INTRAC SPA, политикой которой является постоянное совершенство, оставляет за собой право изменить все данные этого каталога в любой момент, без предварительного уведомления.

QUADRA



PRATICITA' nel DNA


Accessori
Accessories

check-out counters
design evolution

concept BY **INTRAC**[®]
DESIGN & DISPLAY

QUADRA

BY **INTRAC**
DESIGN & DISPLAY

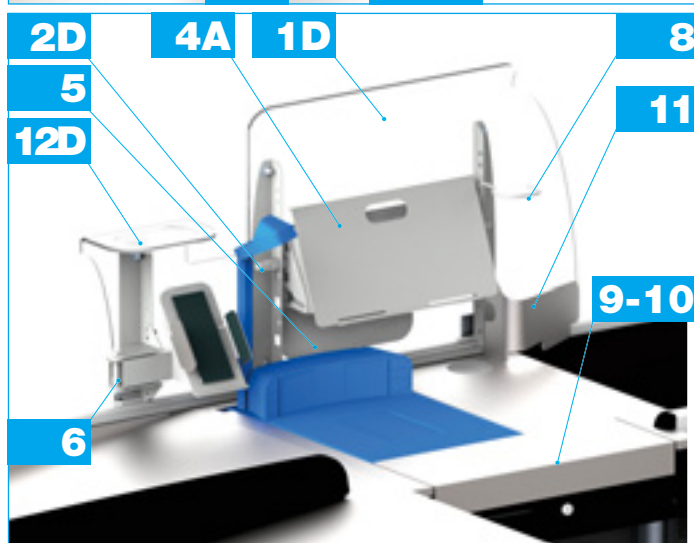
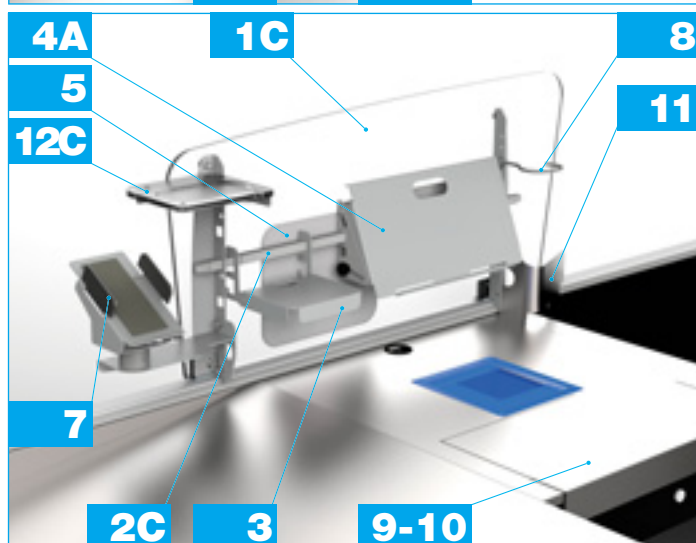
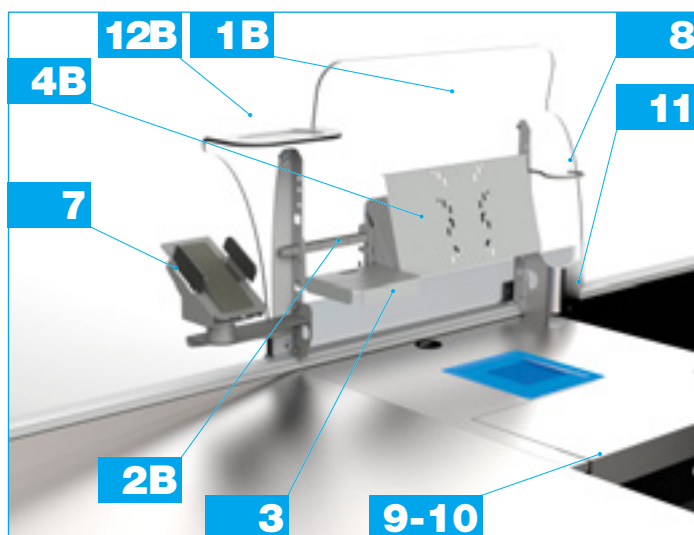
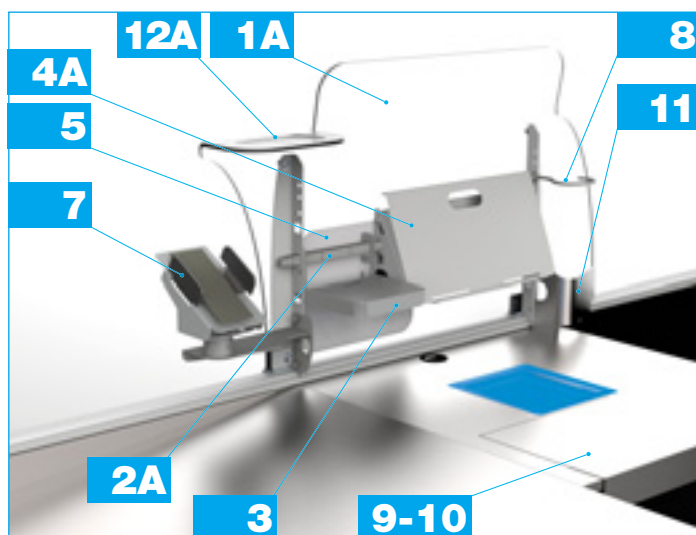


ELENCO ACCESSORI QUADRA

QUADRA ACCESSORIES

Fronte operatore
Front Cashier

QUADRA



1A
Protezione scanner Semi-ELIPSE

Semi-ELIPSE scanner protection set



1B
Protezione scanner Semi-ELIPSE +
film opaco

Semi-ELIPSE scanner protection set
with opaque set



1C
Protezione scanner "10G"

"10G" Scanner protection set

ELENCO ACCESSORI QUADRA

QUADRA ACCESSORIES




1D
Protezione scanner 9800

9800 Scanner protection set



2A
Attacco tastiera - Porta oggetti per 1A

Connection for keyboard, object holder per 1A



2B
Attacco tastiera - Porta oggetti per 1B

Connection for keyboard, object holder per 1B



2C
Attacco tastiera - Porta oggetti per 1C

Connection for keyboard, object holder per 1C



2D
Attacco tastiera - Porta oggetti per 1D

Connection for keyboard, object holder per 1D



3
Supporto Porta Oggetti

Object Holder



4A
Porta tastiera L350

Keyboard support L350



4B
Porta touch-screen L350

Touch-screen support L350



5
Lente grandangolare

Wide-angle lens



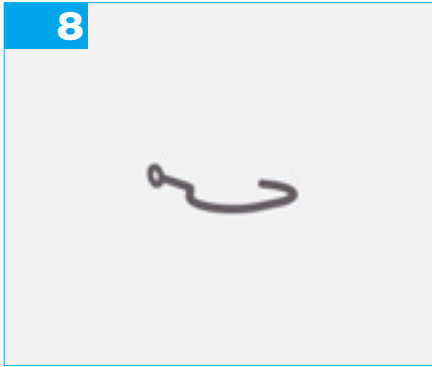
6
Supporto rotante con braccio per PIN-PAD

Rotating support for PIN-PAD with arm



7
Supporto rotante per PIN-PAD

Rotating support for PIN-PAD



8
Gancio standard per pistola scanner

Scanner holding standard hook



9
Cassetto rendiresto 12/24/36V
completo di inserto cassetto
rendiresto

*Cash drawer 12/24/36V with cash
insert unit*



10
Inserto cassetto rendiresto

Cash insert unit



11
Deviamerce

Grocery deviator



12A
Tasca rendiresto in plexi per 1A
(compreso in 1A)

*Plexi money tray for 1A (included in 1A
accessory)*



12B
Tasca rendiresto in plexi per 1B
(compreso in 1B)

*Plexi money tray for 1B (included in 1B
accessory)*



12C
Tasca rendiresto in plexi per 1C

Plexi money tray for 1C



12D
Tasca rendiresto in plexi per 1D
(compreso in 1D)


*Plexi money tray for 1D (included in
1D accessory)*

ELENCO ACCESSORI QUADRA

QUADRA ACCESSORIES

Funzionalità mobile cassa
Function enhancement accessories

QUADRA



20A
Prese Ausiliarie 2 SCHUKO

Auxiliary socket 2 SCHUKO



20B
Prese Ausiliarie 4 SCHUKO

Auxiliary socket 4 SCHUKO



21
Canale portacavi-portaprese
aggiuntivo

Additional socket and cable support




Raccoglibriciole con spazzola

Crumb collector with brush



Piano CPU-servizio fisso anteriore

Front CPU-service fixed shelf



Piano CPU-servizio fisso posteriore

Rear CPU-service fixed shelf



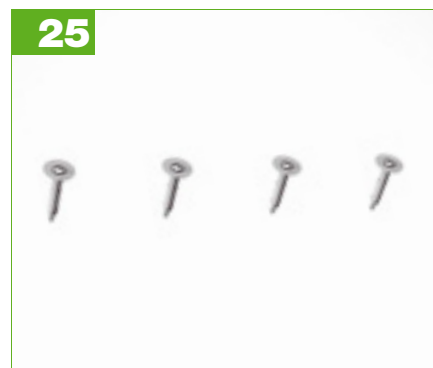
Piano CPU-servizio scorrevole anteriore

Front CPU-service sliding shelf



Piano CPU-servizio scorrevole posteriore

Rear CPU-service sliding shelf



Fissaggio a pavimento

Fastening to the ground assembly



Sedia cassa con schienale e seduta regolabile

Check out chair with back and adjustable sitting



Pedana regolabile + Alloggiamento pedali

Adjustable footboard with pedal housing



Cassetto servizio sottovasca

Under basin drawer



Cassetto servizio sottopiano

Under shelf drawer



Base interna pavimento gamba

Internal base leg



Copertura longitudinale a pavimento

Longitudinal coverage up to the floor

ELENCO ACCESSORI QUADRA

QUADRA ACCESSORIES

Accessori servizio cliente
Customer service accessories

QUADRA

6

40A



40B



Colonna passacavi 100x70mm

100x70mm Cable column

Colonna passacavi 2xø30mm

2xø30mm Cable column

41A



Lampione numero cassa a BANDIERA

FLAG checkout open/closed lamp

41B



Segnalatore numero cassa a DERIVA

DAGGERBOARD checkout open/closed signal

41C



Segnalatore numero cassa a FIOCCO

FIOCCO checkout open/closed signal



41D
Segnalatore numero cassa OVALE

OVAL checkout open/closed signal




42
Spartimerce in vasca

Grocery divider in the basin



41E
Segnalatore numero cassa a VELA MULTICOLOR

*VELA checkout open/closed signal
MULTI-COLOR logo*




41F
Segnalatore numero cassa a 23FLAG H75 / 150cm

*23FLAG H75cm / 150cm checkout
open/closed signal*




43A
Chiusura passaggio carrello H20-L60/100

Trolley blocking device H20-L60/100



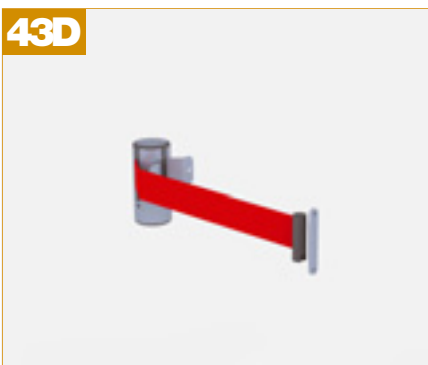
43B
Chiusura passaggio carrello QUADRA L60

Trolley blocking device QUADRA L60




43C
Chiusura passaggio carrello QUADRA L60/100

Trolley blocking device DIVA L60/100



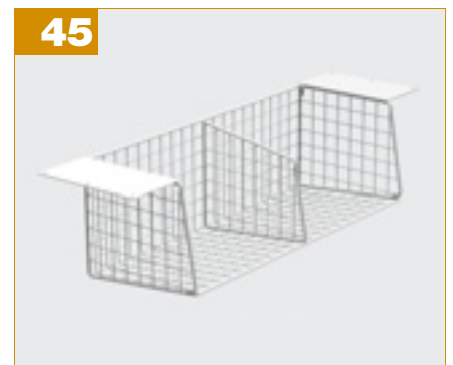
43D
Chiusura passaggio carrello a nastro

Trolley blocking device ribbon



44
Etichetta uscita di sicurezza

Emergency exit label



45
Portasacchetti posteriore 2 vani in filo

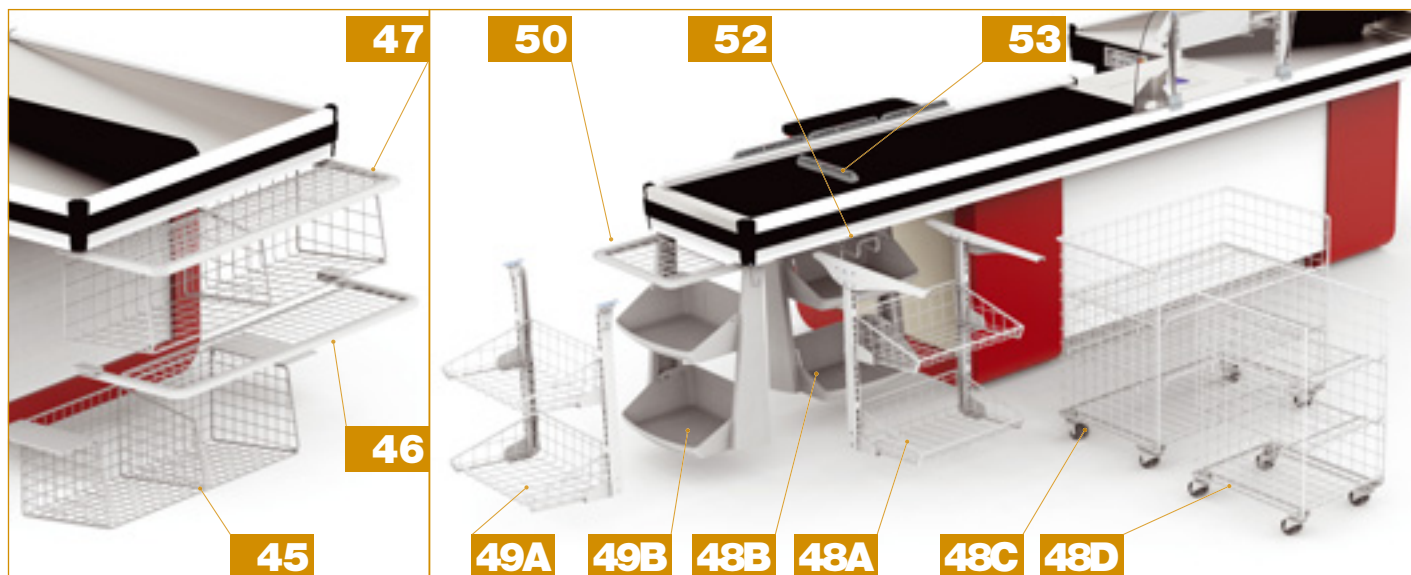

Rear 2 level wire bag holder

ELENCO ACCESSORI QUADRA

QUADRA ACCESSORIES

Accessori servizio cliente
Customer service accessories

QUADRA



46
Poggiasacchetti posteriore

Rear bag rest



47
Poggia+porta sacchetti posteriore

Rear bag rest+holder



48A
Portasacchetti sospeso anteriore laterale 2 livelli in filo

2 Level suspended lateral front bag-holder

48B



Portasacchetti sospeso anteriore laterale 2 livelli ABS

2 Level suspended lateral front plastic holder

48C



Portasacchetti anteriore laterale L800 a 3 livelli in filo su ruote

3 Level on wheel lateral front wire bag holder L800

48D



Portasacchetti anteriore laterale L375 a 3 livelli in filo su ruote

3 Level on wheel lateral front wire bag holder L375

49A



Portasacchetti anteriore frontale 2 livelli in filo

2 Level front wire bag holder

49B



Portasacchetti anteriore frontale 2 livelli ABS

2 Level front plastic bag holder

50



Poggiacesti anteriore

Front basket rest

51A



Poggia+porta sacchetti anteriore 2 livelli in filo

2 Level front wire bag rest+holder

51B



Poggia+porta sacchetti anteriore 2 livelli ABS

2 Level front plastic bag rest+holder

52



Gancio portasacchetti anteriore

Front bag holder hook

53



Assieme asta cliente successivo

Next customer assembly



QUADRA

PRATICITA' nel DNA



45100 ROVIGO - Italy
Via A. Grandi, 24

Tel. +39 0425 363666
Fax +39 0425 363600
Website www.intrac.it
Mail: info@intrac.it

